



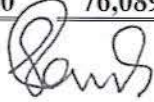
INFORMATION SERVICES NETWORK LIMITED

BALANCE SHEET AS AT 31ST DECEMBER, 2008

PARTICULARS	NOTES	Amount (in Tk.)	
		2008	2007
NET ASSETS:			
A. Non-Current Assets		41,414,318	37,878,622
Tangible Fixed Assets, Net of accumulated depreciation	21.00	40,493,283	36,842,312
IPO-Expenses	22.00	607,208	910,810
Investment (at cost)	23.00	313,827	125,500
B. Current Assets		64,336,350	56,350,312
Accounts Receivable	24.00	45,684,828	38,795,067
Accrued Loan Interest	25.00	809,544	809,544
Loans, Advances and Deposits	26.00	10,218,182	9,066,685
Cash and Cash Equivalents	27.00	7,623,796	7,679,016
C. Current Liabilities and Provisions		12,977,248	18,089,650
Accrued Expenses	28.00	1,686,797	1,259,745
Liabilities for other Finance	29.00	2,999,268	2,944,205
Proposed Dividend	30.00	4,092,879	10,677,075
Provision for Income Tax	31.00	4,198,304	3,208,625
D. Net Current Assets (B - C)		51,359,102	38,260,662
E. Non-Current Liabilities.			
Deferred Tax Liabilities	32.00	51,080	49,632
F. Net Assets (A + D - E)	Tk.	92,722,340	76,089,652
FINANCED BY:			
Shareholders Equity	33.00	92,722,340	76,089,652
Share capital	34.00	81,857,575	71,180,500
Retained Earnings-As per Profit and Loss Account		6,864,765	909,152
General Reserve		2,000,000	2,000,000
Dividend Equalization Fund		1,000,000	1,000,000
Inflation and Currency Fluctuation Fund		1,000,000	1,000,000
	Tk.	92,722,340	76,089,652


 (Habibul Alam) Mr Pratik
 Managing Director


 (A. R. Azimul Hoque)
 Director


 (Shamar Kumar Sutradhar)
 Company Secretary

Dhaka, April 26, 2009

Subject to our separate report of even date



Khan Wahab Shafique Rahman & Co.
 Chartered Accountants

